

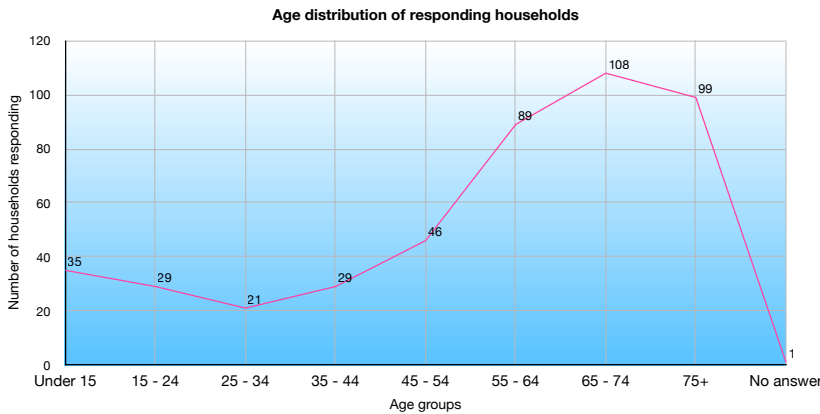
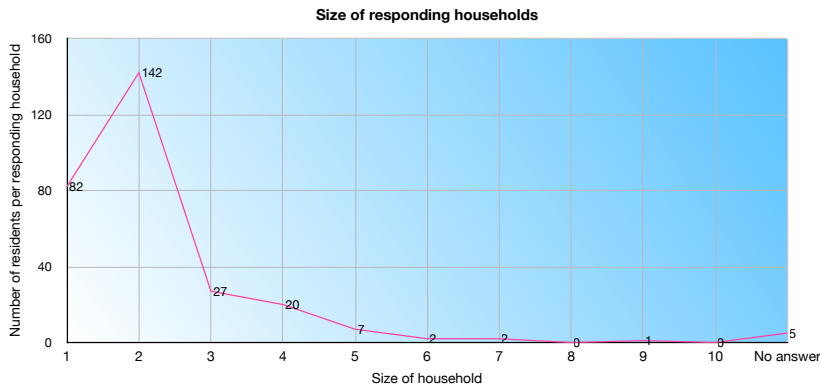
ABOUT YOU

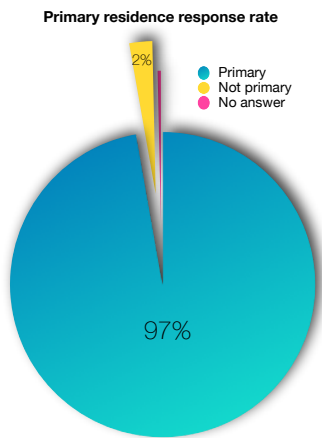
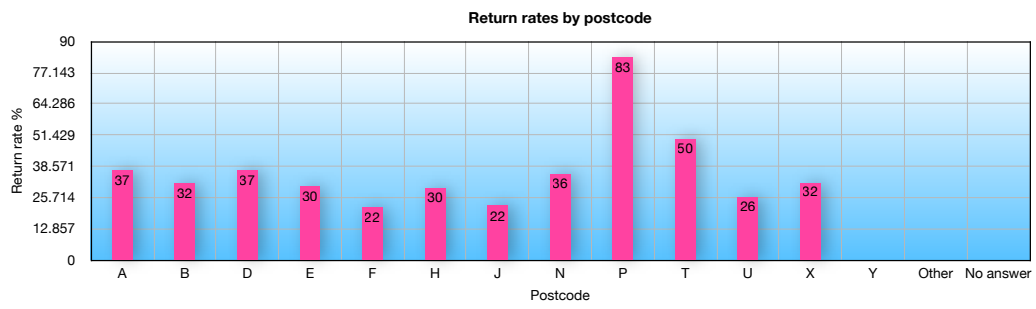
	1	2	3	4	5	6	7	8	9	10+	No answer	Total population
1 How many people live in your household?	82	142	27	20	7	2	2	0	1	0	5	564 34% 288

	Under 15	15 - 24	25 - 34	35 - 44	45 - 54	55 - 64	65 - 74	75+	No answer
2 Age distribution per household	35	29	21	29	46	89	108	99	1

	A	B	D	E	F	H	J	N	P	T	U	X	Y	Other	No answer	
3 What is the sixth digit of the postcode for your residence in the Parish?	18	45	88	32	11	35	2	21	5	1	5	19	1	2	3	288
n =	49	142	240	105	51	117	9	59	6	2	19	59	0	0	0	
Return Rate %	36.73	31.69	36.67	30.48	21.57	29.91	22.22	35.59	83.33	50.00	26.32	32.20				

	Yes	No	No answer	Total return	Gross return rate	n=	%	Net return rate	n=	%
4 Is this your primary residence?	280	7	1	288		859	33.53		696	41.38





3